


PiXtend® V2 -L-



PiXtend® V2 -L- FAST, RELIABLE AND CONNECTION FRIENDLY

PiXtend is a programmable logic controller based on the high-performing Raspberry Pi single-board computer. Its broad array of digital and analog inputs and outputs lets you connect virtually any sensor or actuator from the industry or maker sector. Other devices, controllers and computer system are easily connected via serial standard interfaces (RS232, RS485, CAN, Ethernet and WiFi). All these robust interfaces comply with the SPS standard (IEC 61131-2).

CODESYS V3 and PiXtend® let you memory-program controls using the globally recognized IEC 61131-3 standard for PLC programming languages. An integrated CODESYS web visualization tool is available for displaying your control elements, diagrams and graphics on your smartphone, tablet or PC. Remote access via the Internet has never been easier!

FEATURES

- ▶ Retain memory protects key data against power failure
- ▶ Industrial outputs, 12x HighSide switches with separate feed and all-round protection
- ▶ Control and regulate short cycle times, 5 ms at 200Hz
- ▶ Use Node-RED to turn PiXtend V2 into an edge device and graphically link and configure data flows

CLIENT BENEFITS

- ▶ Easy design-in thanks to connection planner, 3D models and detailed manuals
- ▶ 6 times PWM for actuating drives and model servos, without costly add-on modules
- ▶ Perfect connections, high-grade clamps, optional plug-in version

APPLICATIONS

- ▶ Mechanical engineering controller
- ▶ Plant engineering controller


TECHNICAL DATA

HARDWARE	PiXtend® V2 -L-
Power supply	24V DC ±20%
Retain-/Remanence memory	64 Bytes Flash EEPROM
Real Time Clock (RTC)	With battery buffering
Temperature- and Air Humidity Sensors	Up to 4 DHT11, DHT22, AM2302
CAN Bus	1x **
RS232	1x *
RS485	1x*, Modbus RTU capable
Digital inputs (DI)	16x 3,3 / 5 / 12 / 24V
Digital outputs (DO)	12x PNP 5 / 12 / 24V, 0,5A
Analog voltage inputs (AI-U)	4x 0...5V, 0...10V, 10 Bit
Analog current inputs (AI-I)	2x 0...20mA, 10 Bit
Analog outputs (AO)	2x 0...10V, 10 Bit
Relais	4x, max. 230V / 6A
PWM-/Servo outputs	6x, 16 Bit resolution, 5V
GPIO	4x 5V GPIO
Interfaces and I/Os	Short circuit proof, supply with reverse polarity and overload protection (self-resetting safety device)
Max. temperature range	0°C...50°C
Dimension – without housing	236.3 x 101.8 x 27 mm
Top hat rail housing	Aluminium
Supported RPI models	1 B+, 2B, 3 B, 3 B+ 4 B (Extension Board & Basic)
SOFTWARE	
Short cycle times	5 ms (200 Hz)
Support for	CODESYS V3, C- and Python Library, FHEM, Node-RED

*RS232 and RS485 cannot be operated simultaneously


**CAN interfaces and analog outputs cannot be used together

V2 -L- EXTENSION BOARD



- ▶ Without Raspberry Pi
- ▶ Connect to RPi and go!
- ▶ Item no.: 50199 001

V2 -L- ePLC® BASIC



- ▶ Board basic version
- ▶ Includes Raspberry Pi
- ▶ Open version
- ▶ Preinstalled SD card
 - Basis Image
 - Item no.: 50199 002
 - CODESYS Image
 - Item no.: 50199 011

V2 -L- ePLC® PRO



- ▶ Complete device - Pro
- ▶ Incl. Raspberry Pi
- ▶ Top hat rail housing
- ▶ Brushed stainless steel cover
- ▶ Preinstalled SD card
 - Basis Image
 - Item no.: 50199 003
 - CODESYS Image
 - Item no.: 50199 012



YOUR CONTACT

Kontron Electronics GmbH
Kantstraße 10, 72663 Großbettlingen, Germany

Phone: +49 7022 4057-0
Fax: +49 7022 4057-22
E-Mail: info@kontron-electronics.de
Web: www.kontron-electronics.de

GLOBAL HEADQUARTERS

Kontron S&T AG
Lise-Meitner-Str. 3-5, 86156 Augsburg, Germany

Phone: +49 821 4086-0
Fax: +49 821 4086-111
E-Mail: info@kontron.com
Web: www.kontron.com